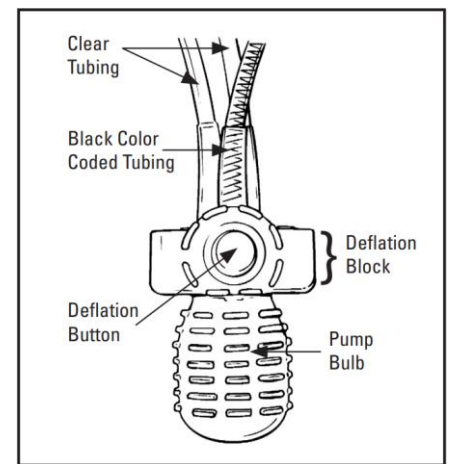
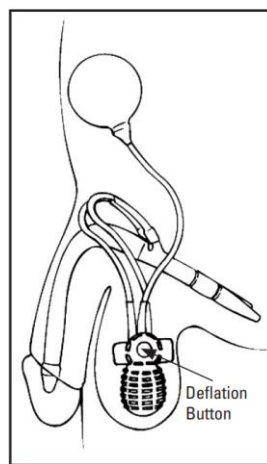
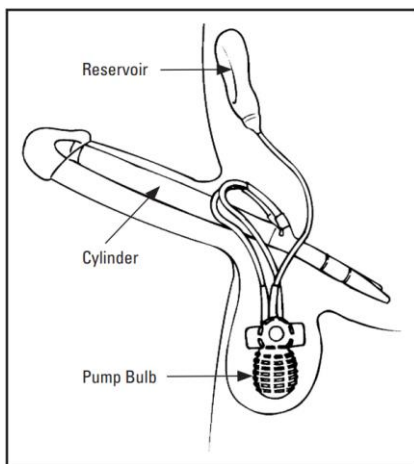


PENILE IMPLANT AMS CX 700 (Boston Scientific)

The AMS CX 700 implant comprises one or two cylinders inserted into the phallus, a reservoir typically inserted at the pubic level, and a pump usually placed in the scrotum.



Source: <https://www.bostonscientific.com/en-US/products/penile-prosthesis/ams-700-inflatable-penile-prosthesis.html>



https://www.bostonscientific.com/content/dam/elabeling/uro-ph/ams700-ms-pump/50654574-01A_AMS700_MSPump_IFU_multi_s.pdf

OPERATING INSTRUCTIONS

Activation: Press the pump bulb rapidly and several times to transfer water from the reservoir to the tubes. You may need to press approximately 25 times to achieve a complete filling of the tubes.

Deactivation: Maintain pressure for about 4 seconds on the deflation button on the top of the pump. When the cylinders are softer, gently press your phallus to complete the deflation of the tubes.

For more information on the product:

Consult the following video: <https://www.youtube.com/watch?v=6aQ5zZzGss0&t=28s>

Complete product information document by the manufacturer:

https://www.bostonscientific.com/content/dam/elabeling/uro-ph/50654574-01B_AMS700_MSPump_IFU_multi_s.pdf